



QCA Spas
"A Step Ahead Since 1966"

2020 COMPLETE SPA SERIES CATALOG

50 SPA MODELS | 4 SPA SERIES

**2 NEW SPAS
FOR 2020!**



**COMFORTABLE DESIGN - SUPERIOR JET COUNTS - BUILT-IN FEATURES - PATENTED HYDROTHERAPY SEATS
OPTIONAL COLORS AND FEATURES - DURABLE, EASY TO CLEAN SHELL & MAINTENANCE FREE CABINET**

113 Washington Street | Foxboro, MA 02035 | PH: 508.543.7112

info@seasonalspecialtystores.com

www.seasonalspecialtystores.com





GALLONS: 190
DRY WEIGHT: 214 LBS
FILLED WEIGHT: 1799 LBS
FILTER SIZE: 10 SQ FT

DREAM STAR

- 2 Person Oval Spa
- 91”L x 42”W x 29”D
- 8 Therapeutic Graphite Gray Jets
- Dual Level Seating
- (1) 1.5 BHP (1.0 HP Continuous Duty) Hi-Flow Pump
- Weather Guard™ Cabinet in Mahogany Color
- 120V/15 Amp Only
- 2 Stage Frictional Heating System
- Gecko IN.YJ Control
- No Entry Light



GALLONS: 190
DRY WEIGHT: 214 LBS
FILLED WEIGHT: 1799 LBS
FILTER SIZE: 10 SQ FT

SILVER STAR

- 2 Person Oval Spa
- 91”L x 42”W x 29”D
- 16 Therapeutic Graphite Gray Jets
- Dual Level Seating
- (1) 2.2 BHP (1.5 HP Continuous Duty) Hi-Flow Pump
- Weather Guard™ Cabinet in Gray Color
- 120V/15 Amp
- 1 KW Heater/4KW Heater with 240V Conversion (Electrician Required)
- 12 Volt Light - 3 Inch
- Balboa VS100 Control



FUTUREX
ADVANCED SHELL TECHNOLOGY

ORION

- 5 Person Lounger Spa
- 80”L x 74”W x 30”D
- 31 Therapeutic Graphite Gray Jets (includes 14 Jet Turbo Massage)
- Molded Headrest
- 5 Inch Cascading Waterfall (Adjustable)
- 2 Stage Frictional Heating System
- (1) 1.5 BHP (1.0 HP Continuous Duty) Hi-Flow Pump
- Weather Guard™ Cabinet in Mahogany Color
- Glacier White FUTUREX Polymer Shell
- 120V/15 Amp Only
- 12 Volt Light - 3 Inch
- Gecko IN.YJ Control

GALLONS: 300
DRY WEIGHT: 472 LBS
FILLED WEIGHT: 2974 LBS
FILTER SIZE: 45 SQ FT



MYSTIC

- 4 Person Rectangular Spa
- 81”L x 57”W x 30”D
- 30 Therapeutic Graphite Gray Jets
- Molded Headrests
- (1) 2.2 BHP (1.5 HP Continuous Duty) Hi-Flow Pump
- Weather Guard™ Cabinet in Mahogany Color
- 120 Volt/15 Amp
- 1 KW Heater/4KW Heater with 240V Conversion (Electrician Required)
- 12 Volt Light - 3 Inch
- Balboa 260 Control

GALLONS: 240
DRY WEIGHT: 309 LBS
FILLED WEIGHT: 2310 LBS
FILTER SIZE: 45 SQ FT



FUTUREX
ADVANCED SHELL TECHNOLOGY

CYGNUS

- 5 Person Lounger Spa
- 80”L x 74”W x 30”D
- 31 Therapeutic Graphite Gray Jets (includes 14 Jet Turbo Massage)
- Molded Headrests
- 5 Inch Cascading Waterfall (Adjustable)
- (1) 2.2 BHP (1.5 HP Continuous Duty) Hi-Flow Pump
- Weather Guard™ Cabinet in Mahogany Color
- Glacier White Future X Polymer Shell
- 120 Volt/15 Amp
- 1 KW Heater/4KW Heater with 240V Conversion (Electrician Required)
- 12 Volt Light - 3 Inch
- Balboa 260 Control

GALLONS: 300
DRY WEIGHT: 472 LBS
FILLED WEIGHT: 2974 LBS
FILTER SIZE: 45 SQ FT



STAR GAZER

- 5 Person Lounger Spa
- 80”L x 74”W x 30”D
- 31 Therapeutic Graphite Gray Jets (includes 14 Jet Turbo Massage)
- Molded Headrests
- 5 Inch Cascading Waterfall (Adjustable)
- (1) 2.2 BHP (1.5 HP Continuous Duty) Hi-Flow Pump
- Weather Guard™ Cabinet in Mahogany Color
- 1 KW Heater/4KW Heater with 240V Conversion (Electrician Required)
- 120 Volt/15 Amp
- 12 Volt Light - 3 Inch
- Balboa 260 Control

GALLONS: 300
DRY WEIGHT: 472 LBS
FILLED WEIGHT: 2974 LBS
FILTER SIZE: 45 SQ FT

NEW!



RIVIERA

- 3 Person Triangular Spa
- 88”L x 72”W x 72”W x 30”D
- 13 Therapeutic Graphite Gray Jets
- (1) 2.2 BHP (1.5 HP Continuous Duty) Hi-Flow Pump
- Weather Guard™ Cabinet in Mahogany Color
- 1 KW Heater/4KW Heater with 240V Conversion (Electrician Required)
- 120 Volt/15 Amp
- 12 Volt Light - 3 Inch
- Balboa 260 Control

GALLONS: 275
DRY WEIGHT: 300 LBS
FILLED WEIGHT: 2594 LBS
FILTER SIZE: 45 SQ FT



Model	MSRP
Dream Star	\$4,282.00
Orion	\$4,520.00
Silver Star	\$4,751.00
Cygnus	\$4,953.00
Mystic	\$5,060.00
Riviera	\$5,304.00
Star Gazer	\$6,304.00



Upgrade to Spectrum Stainless Steel Jets, see dealer for pricing. (FOR STAR SERIES ONLY)





ALL SPAS INCLUDE ENERGY EFFICIENT HIGH-FLOW WATER PUMP, AIR FLOW CONTROL SYSTEM, AUTOMATIC FILTRATION CYCLE AND FILTER, INSULATED WEATHER GUARD™ CABINET, AND ENERGY SAVER SYSTEM!



DAY DREAMER

- 7 Person Wraparound Lounger Spa with Walk-in Steps
- 82" L x 82" W x 36" D
- 38 Therapeutic Graphite Gray Jets (includes 14 Jet Turbo Massage)
- Molded Headrests
- (1) 5.2 BHP (3.0 HP Continuous Duty) Pump
- Weather Guard™ Cabinet in Gray Color
- 240 Volt (50 Amp GFCI Required)
- 4 KW Heater
- 12 Volt Light - 3 Inch
- Balboa 260 Control

GALLONS: 425
DRY WEIGHT: 563 LBS
FILLED WEIGHT: 4108 LBS
FILTER SIZE: 45 SQ FT



DAY DREAMER NL

- 8 Person Non-Lounger Spa with Walk-in Steps
- 82" L x 82" W x 36" D
- 38 Therapeutic Graphite Gray Jets (includes 14 Jet Turbo Massage)
- Molded Headrests
- (1) 5.2 BHP (3.0 HP Continuous Duty) Pump
- Weather Guard™ Cabinet in Gray Color
- 240 Volt (50 Amp GFCI Required)
- 4 KW Heater
- 12 Volt Light - 3 Inch
- Balboa 260 Control

GALLONS: 475
DRY WEIGHT: 590 LBS
FILLED WEIGHT: 4552 LBS
FILTER SIZE: 45 SQ FT



DREAM WEAVER

- 7 Person Wraparound Lounger Spa with Walk-in Steps
- 82" L x 82" W x 36" D
- 53 Therapeutic Graphite Gray Jets (includes 14 Jet Turbo Massage)
- Molded Headrests
- Dual Air Control Offers 5 Levels of Control Per Pump
- Dual Adjustable Collar Jets
- (2) 5.2 BHP (3.0 HP Continuous Duty) Pump
- Weather Guard™ Cabinet in Gray Color
- 240 Volt (50 Amp GFCI Required)
- 4 KW Heater
- 12 Volt Light - 3 Inch
- Balboa 260 Control

GALLONS: 425
DRY WEIGHT: 563 LBS
FILLED WEIGHT: 4108 LBS
FILTER SIZE: 45 SQ FT



DREAM WEAVER NL

- 8 Person Non-Lounger Spa with Walk-in Steps
- 82" L x 82" W x 36" D
- 53 Therapeutic Graphite Gray Jets (includes 14 Jet Turbo Massage)
- Molded Headrests
- Dual Air Control Offers 5 Levels of Control Per Pump
- Dual Adjustable Collar Jets
- (2) 5.2 BHP (3.0 HP Continuous Duty) Pumps
- Weather Guard™ Cabinet in Gray Color
- 240 Volt (50 Amp GFCI Required)
- 4 KW Heater
- 12 Volt Light - 3 Inch
- Balboa 260 Control

GALLONS: 475
DRY WEIGHT: 590 LBS
FILLED WEIGHT: 4552 LBS
FILTER SIZE: 45 SQ FT



TRANQUILITY

- 7 Person Wraparound Lounger Spa with Walk-in Steps
- 82" L x 82" W x 36" D
- 59 Therapeutic Graphite Gray Jets (includes 14 Jet Turbo Massage)
- Molded Headrests
- Dual Air Control Offers 5 Levels of Control Per Pump
- Weather Guard™ Cabinet in Gray Color
- (2) 5.2 BHP (3.0 HP Continuous Duty) Pumps
- 240 Volt (50 Amp GFCI Required)
- 4 KW Heater
- 12 Volt Light - 3 Inch
- Ipod/Bluetooth/FM Stereo with 2 Built-in Marine Grade Speakers
- Balboa 260 Control

WOW SOUND
stereo system

GALLONS: 425
DRY WEIGHT: 563 LBS
FILLED WEIGHT: 4108 LBS
FILTER SIZE: 45 SQ FT



TRANQUILITY NL

- 8 Person Non-Lounger Spa with Walk-in Steps
- 82" L x 82" W x 36" D
- 60 Therapeutic Graphite Gray Jets (includes 14 Jet Turbo Massage)
- Molded Headrests
- Dual Adjustable Collar Jets
- Dual Air Control Offers 5 Levels of Control Per Pump
- (2) 5.2 BHP (3.0 HP Continuous Duty) Pumps
- Weather Guard™ Cabinet in Gray Color
- 240 Volt (50 Amp GFCI Required)
- 4 KW Heater
- 12 Volt Light - 3 Inch
- Ipod/Bluetooth/FM Stereo with 2 Built-in Marine Grade Speakers
- Balboa 260 Control

WOW SOUND
stereo system

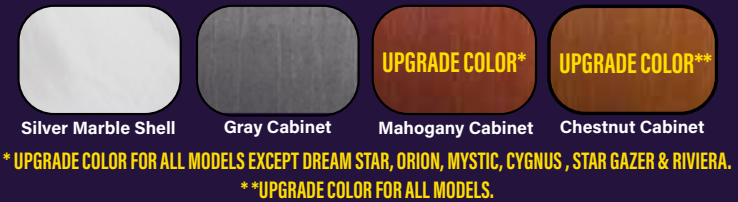
GALLONS: 475
DRY WEIGHT: 590 LBS
FILLED WEIGHT: 4552 LBS
FILTER SIZE: 45 SQ FT

Model	MSRP
Day Dreamer NL	\$6,706.00
Day Dreamer	\$6,706.00
Dream Weaver	\$7,518.00
Dream Weaver NL	\$7,518.00
Tranquility	\$8,306.00
Tranquility NL	\$8,306.00

TOPSIDE SOFT TOUCH™ CONTROLS



STAR SERIES SHELL & CABINET COLORS



- BLUETOOTH, FM STEREO
- PLAYS MUSIC WIRELESSLY VIA A BLUETOOTH ENABLED DEVICE
- MARINE GRADE, FOR USE IN DAMP ENVIRONMENT
- BUILT-IN 288W AMPLIFIER
- WATERPROOF WIRELESS REMOTE CONTROL WITH 40FT RANGE AND 2-WAY RF (RADIO FREQUENCY)
- 2 WATERPROOF INFINITY SPEAKERS

WOW SOUND
stereo system



NEW!




GL2 P

- 4-5 Person Non-Lounger Spa
- 78" L x 68" W x 34" D
- 18 Therapeutic Stainless Steel Jets
- Molded Headrests
- (1) 2.2 BHP (1.5 HP Continuous Duty) Hi-Flow Pump
- Maintenance-Free Cabinet in Mahogany Color
- Glacier White Future X Polymer Shell
- 120 Volt/15 Amp
- 1 KW Heater/4KW Heater with 240V Conversion (Electrician Required)
- 12 Volt Light - 3 Inch
- 5 Inch Cascading Waterfall (Adjustable)
- Balboa 260 Control



GALLONS: 260
DRY WEIGHT: 485 LBS
FILLED WEIGHT: 2653 LBS
FILTER SIZE: 45 SQ FT



GL3

- 3-4 Person Non-Lounger Spa
- 78" L x 60" W x 34" D
- 21 Therapeutic Stainless Steel Jets
- Molded Headrests
- (1) 5.2 BHP (3.0 HP Continuous Duty) 2 Speed Pump
- Maintenance-Free Cabinet in Mahogany Color
- 4 KW Heater
- 240 Volt (50 Amp GFCI Required)
- Dual Adjustable Collar Jets
- 12 Volt Light - 3 Inch
- 5 Inch Cascading Waterfall (Adjustable)
- Balboa 260 Control

GALLONS: 230
DRY WEIGHT: 420 LBS
FILLED WEIGHT: 2338 LBS
FILTER SIZE: 45 SQ FT



GL4

- 4-5 Person Non-Lounger Spa
- 78" L x 68" W x 34" D
- 24 Therapeutic Stainless Steel Jets
- Molded Headrests
- (1) 5.2 BHP (3.0 HP Continuous Duty) 2 Speed Pump
- Maintenance-Free Cabinet in Mahogany Color
- 4 KW Heater
- 240 Volt (50 Amp GFCI Required)
- Dual Adjustable Collar Jets
- 12 Volt Light - 3 Inch
- 5 Inch Cascading Waterfall (Adjustable)
- Balboa 260 Control

GALLONS: 260
DRY WEIGHT: 485 LBS
FILLED WEIGHT: 2653 LBS
FILTER SIZE: 45 SQ FT



GL5

- 5 Person Lounger Spa
- 78" L x 78" W x 36" D
- 36 Therapeutic Stainless Steel Jets
- Molded Headrests
- Dual Air Control Offers 5 Levels of Control Per Pump
- (2) 5.2 BHP (3.0 HP Continuous Duty) 2 Speed Pumps
- Maintenance-Free Cabinet in Gray Color
- 4 KW Heater
- 240 Volt (50 Amp GFCI Required)
- 12 Volt Light - 3 Inch
- 5 Inch Cascading Waterfall (Adjustable)
- Dual Adjustable Collar Jets
- Foot Jets
- Balboa TP600 Control

GALLONS: 360
DRY WEIGHT: 560 LBS
FILLED WEIGHT: 3562 LBS
FILTER SIZE: 45 SQ FT



GL6

- 6 Person Non-Lounger Spa
- 78" L x 78" W x 38" D
- 41 Therapeutic Stainless Steel Jets (includes 14 Jet Turbo Jet Massage)
- Molded Headrests
- Dual Air Control Offers 5 Levels of Control Per Pump
- (2) 5.2 BHP (3.0 HP Continuous Duty) 2 Speed Pumps
- Maintenance-Free Cabinet in Gray Color
- 4 KW Heater
- 240 Volt (50 Amp GFCI Required)
- 12 Volt Light - 3 Inch
- 5 Inch Cascading Waterfall (Adjustable)
- Dual Adjustable Collar Jets
- Foot Jets
- Balboa TP600 Control

GALLONS: 385
DRY WEIGHT: 580 LBS
FILLED WEIGHT: 3791 LBS
FILTER SIZE: 45 SQ FT



GL SERIES

Model	MSRP
GL2 P	\$4,932.00
GL3	\$6,036.00
GL4	\$6,318.00
GL5	\$7,414.00
GL6	\$7,586.00

PERIDOT SERIES SHELL AND CABINET COLORS

STANDARD SHELL COLORS



Silver Marble Sierra

UPGRADE SHELL COLORS



Majestic Sky Midnight Canyon Storm Clouds Tuscan Sun

CABINET COLORS



Gray Mahogany Chestnut

PLEASE NOTE: ANY SPA 85" L X 85" W OR ABOVE CANNOT UPGRADE TO MAJESTIC SKY OR STORM CLOUDS SHELL COLORS.

*UPGRADE COLOR FOR ALL MODELS EXCEPT GL2P, GL3 & GL4.
**UPGRADE COLOR FOR ALL MODELS.



GALLONS: 360
DRY WEIGHT: 710 LBS
FILLED WEIGHT: 3712 LBS
FILTER SIZE: 45 SQ FT

E550


- 5-6 Person Lounger Spa
- 85" L x 85" W x 40" D
- 46 Therapeutic Stainless Steel Jets
- Molded Headrests
- Dual Air Control Offers 5 Levels of Control Per Pump
- (2) 5.2 BHP (3.0 HP Continuous Duty) Pumps
- Maintenance-Free Cabinet in Gray Color
- Single Reversible Lounger
- Captain's Chair
- Dual Adjustable Collar Jets
- 4 KW Heater
- 240 Volt (50 Amp GFCI Required)
- 12 Volt Light - 3 Inch
- 5 Inch Cascading Waterfall (Adjustable)
- Balboa TP600 Control



GALLONS: 410
DRY WEIGHT: 795 LBS
FILLED WEIGHT: 4214 LBS
FILTER SIZE: 100 SQ FT

E750

- 6 Person Lounger
- 92" L x 92" W x 40" D
- 45 Therapeutic Stainless Steel Jets
- Molded Headrests
- Dual Air Control Offers 5 Levels of Control Per Pump
- (2) 5.2 BHP (3.0 HP Continuous Duty) Pumps
- Maintenance-Free Cabinet in Gray Color
- Captain's Chairs
- Single Reversible Lounger
- Dual Adjustable Collar Jets
- 4 KW Heater
- 240 Volt (50 Amp GFCI Required)
- 12 Volt Light - 3 Inch
- Balboa TP600 Control



GALLONS: 305
DRY WEIGHT: 680 LBS
FILLED WEIGHT: 3223 LBS
FILTER SIZE: 45 SQ FT

E650

- 6 Person Non-Lounger Spa
- 85" L x 85" W x 40" D
- 45 Therapeutic Stainless Steel Jets
- Molded Headrests
- Dual Air Control Offers 5 Levels of Control Per Pump
- (2) 5.2 BHP (3.0 HP continuous duty) Pumps
- Maintenance-Free Cabinet in Gray Color
- 3 Captain's Chairs
- Dual Adjustable Collar Jets
- 4 KW Heater
- 240 Volt (50 Amp GFCI Required)
- 12 Volt Light - 3 Inch
- 5 Inch Cascading Waterfall (Adjustable)
- Balboa TP600 Control



GALLONS: 430
DRY WEIGHT: 805 LBS
FILLED WEIGHT: 4391 LBS
FILTER SIZE: 100 SQ FT

E850

- 8 Person Non-Lounger Spa
- 92" L x 92" W x 40" D
- 45 Therapeutic Stainless Steel Jets
- Molded Headrests
- Dual Air Control Offers 5 Levels of Control Per Pump
- (2) 5.2 BHP (3.0 HP Continuous Duty) Pumps
- Maintenance-Free Cabinet in Gray Color
- 3 Captain's Chairs
- Dual Adjustable Collar Jets
- Tactile Foot Massage Dome
- 4 KW Heater
- 240 Volt (50 Amp GFCI Required)
- 12 Volt Light - 3 Inch
- Balboa TP600 Control

Model	MSRP
E550	\$9,138.00
E650	\$9,138.00
E750	\$9,570.00
E850	\$9,764.00

ESTATE *Deluxe* SERIES

PLEASE NOTE: ANY SPA 85" L X 85" W OR LARGER CANNOT UPGRADE TO MAJESTIC SKY OR STORM CLOUDS SHELL COLORS.



STAINLESS STEEL
JETS

STANDARD ON ALL PERIDOT,
PERFORMANCE, AND
MAJESTIC SERIES SPAS





GALLONS: 280
DRY WEIGHT: 600 LBS
FILLED WEIGHT: 2935 LBS
FILTER SIZE: 45 SQ FT

M370

- 4-5 Person Lounger Spa
- 88"L x 75"W x 32"D
- 43 Therapeutic Stainless Steel Jets
- Molded Headrests
- Dual Air Control Offers 5 Levels of Control Per Pump
- (2) 5.2 BHP (3.0 HP Continuous Duty) Pumps
- Maintenance-Free Cabinet in Gray Color
- Single Lounger
- Captain's Chair
- Moodstream Jets
- Dual Foot Massager
- Dual Adjustable collar Jets
- 4 KW Heater
- 240 Volt (50 Amp GFCI Required)
- 12 Volt Light - 5 Inch
- Balboa TP600 Control



GALLONS: 410
DRY WEIGHT: 825 LBS
FILLED WEIGHT: 4244 LBS
FILTER SIZE: 100 SQ FT

M770

- 6 Person Lounger Spa
- 92"L x 92"W x 40"D
- 60 Therapeutic Stainless Steel Jets
- Dual Air Control Offers 5 Levels of Control Per Pump
- (2) 5.2 BHP (3.0 HP continuous duty) Pumps
- Maintenance-Free Cabinet in Gray Color
- Single Reversible Lounger
- 3 Captain's Chairs
- Molded Headrests
- 2 Sets of Adjustable Collar Jets
- Moodstream Jets
- Jetted Tactile Foot Massage Dome
- 4 KW Heater
- 240 Volt (50 Amp GFCI Required)
- 12 Volt Light - 5 Inch
- Balboa TP600 Control



GALLONS: 430
DRY WEIGHT: 805 LBS
FILLED WEIGHT: 4391 LBS
FILTER SIZE: 45 SQ FT

M570

- 6 Person Lounger Spa
- 85"L x 85"W x 40"D
- 58 Therapeutic Stainless Steel Jets
- Molded Headrests
- Dual Air Control Offers 5 Levels of Control Per Pump
- (2) 5.2 BHP (3.0 HP Continuous Duty) Pumps
- Maintenance-Free Cabinet in Gray Color
- Single Reversible Lounger
- Captain's Chair
- Moodstream Jets
- Dual Foot Massager
- 2 Sets of Dual Adjustable Collar Jets
- 4 KW Heater
- 240 Volt (50 Amp GFCI Required)
- 12 Volt Light - 5 Inch
- Balboa TP600 Control



GALLONS: 430
DRY WEIGHT: 840 LBS
FILLED WEIGHT: 4426 LBS
FILTER SIZE: 100 SQ FT

M870

- 8 Person Non-Lounger Spa
- 92"L x 92"W x 40"D
- 63 Therapeutic Stainless Steel Jets
- Dual Air Control Offers 5 Levels of Control Per Pump
- (2) 5.2 BHP (3.0 HP continuous duty) Pumps
- Maintenance-Free Cabinet in Gray Color
- 3 Captain's Chairs
- 2 Sets of Adjustable Collar Jets
- Moodstream Jets
- Jetted Tactile Foot Massage Dome
- 4 KW Heater
- 240 Volt (50 Amp GFCI Required)
- 12 Volt Light - 5 Inch
- Balboa TP600 Control



GALLONS: 305
DRY WEIGHT: 780 LBS
FILLED WEIGHT: 3323 LBS
FILTER SIZE: 45 SQ FT

M670

- 6 Person Non-Lounger Spa
- 85"L x 85"W x 40"D
- 55 Therapeutic Stainless Steel Jets
- Dual Air Control Offers 5 Levels of Control Per Pump
- (2) 5.2 BHP (3.0 HP Continuous Duty) Pumps
- Maintenance-Free Cabinet in Gray Color
- 3 Captain's Chairs
- Molded Headrests
- Moodstream Jets
- Dual Foot Massager
- 2 Sets of Adjustable Collar Jets
- 4 KW Heater
- 240 Volt (50 Amp GFCI Required)
- 12 Volt Light - 5 Inch
- Balboa TP600 Control

TOPSIDE SOFT TOUCH™ CONTROL



Balboa TP600 Topside Control

MANOR *Luxury* SERIES

Model	MSRP
M370	\$9,318.00
M570	\$9,998.00
M670	\$9,998.00
M770	\$10,306.00
M870	\$10,504.00

PERIDOT SERIES SHELL AND CABINET COLORS


STANDARD SHELL COLORS



Silver Marble

Sierra

UPGRADE SHELL COLORS



Majestic Sky

Midnight Canyon

Storm Clouds

Tuscan Sun

CABINET COLORS



Gray

Mahogany

Chestnut

PLEASE NOTE: ANY SPA 85" L X 85" W OR ABOVE CANNOT UPGRADE TO MAJESTIC SKY OR STORM CLOUDS SHELL COLORS.

*UPGRADE COLOR FOR ALL MODELS EXCEPT GL2P, GL3 & GL4.
**UPGRADE COLOR FOR ALL MODELS.



PERFORMANCE SERIES NOTES: FOR SPAS WITH MULTIPLE PUMPS: PUMP 1 IS 2-SPEED, AND PUMP 2 IS 1-SPEED.



GALLONS: 450
 DRY WEIGHT: 563 LBS
 FILLED WEIGHT: 4316 LBS
 FILTER SIZE: 50 SQ FT

GT305

- 8 Person Non-Lounger Spa with Walk-in Steps
- 82" L x 79" W x 36" D
- 60 Therapeutic Stainless Steel Jets (includes 14 Jet Turbo Massage)
- Dual Air Control Offers 5 Levels of Control Per Pump
- (2) 5.2 BHP (3.0 HP Continuous Duty) Pumps
- Maintenance-Free Dura-Frame™ Cabinet in Gray Color
- 240 Volt (50 Amp GFCI Required)
- Dual Adjustable Collar Jets
- 8 Inch Cascading Waterfall (Adjustable)
- 4 KW Heater
- Soft Logo Pillows
- 12 Volt Light - 5 Inch
- Balboa TP600 Control



GALLONS: 495
 DRY WEIGHT: 590 LBS
 FILLED WEIGHT: 4719 LBS
 FILTER SIZE: 45 SQ FT

MARCELLE

- 6 Person Lounger European Design Spa
- 84" L x 84" W x 36" D
- 45 Therapeutic Stainless Steel Jets (includes 14 Jet Turbo Massage)
- Dual Air Control Offers 5 Levels of Control Per Pump
- (2) 5.2 BHP (3.0 HP Continuous Duty) Pumps
- Maintenance-Free Dura-Frame™ Cabinet in Gray Color
- 240 Volt (50 Amp GFCI Required)
- 5 Inch Cascading Waterfall (Adjustable)
- Tactile Foot Massage Dome
- 4 KW Heater
- Soft Logo Pillows
- 12 Volt Light - 5 Inch
- Balboa TP600 Control



GALLONS: 425
 DRY WEIGHT: 580 LBS
 FILLED WEIGHT: 4125 LBS
 FILTER SIZE: 45 SQ FT

GT350

- 7 Person Wraparound Lounger Spa with Walk-in Steps
- 82" L x 82" W x 36" D
- 56 Therapeutic Stainless Steel Jets (includes 14 Jet Turbo Massage)
- Dual Air Control Offers 5 Levels of Control Per Pump
- (2) 5.2 BHP (3.0 HP Continuous Duty) Pumps
- Maintenance-Free Dura-Frame™ Cabinet in Gray Color
- 240 Volt (50 Amp GFCI Required)
- Dual Adjustable Collar Jets
- 8 Inch Cascading Waterfall (Adjustable)
- 4 KW Heater
- Soft Logo Pillows
- 12 Volt Light - 5 Inch
- Balboa TP600 Control



GALLONS: 475
 DRY WEIGHT: 563 LBS
 FILLED WEIGHT: 4525 LBS
 FILTER SIZE: 45 SQ FT

GT289

- 8 Person Non-Lounger Spa with Walk-in Steps
- 82" L x 82" W x 36" D
- 61 Therapeutic Stainless Steel Jets (includes 14 Jet Turbo Massage)
- Dual Air Control Offers 5 Levels of Control Per Pump
- (2) 5.2 BHP (3.0 HP Continuous Duty) Pumps
- Maintenance-Free Dura-Frame™ Cabinet in Gray Color
- 240 Volt (50 Amp GFCI Required)
- Dual Adjustable Collar Jets
- 8 Inch Cascading Waterfall (Adjustable)
- 4 KW Heater
- Soft Logo Pillows
- 12 Volt Light - 5 Inch
- Balboa TP600 Control



GALLONS: 495
 DRY WEIGHT: 590 LBS
 FILLED WEIGHT: 4718 LBS
 FILTER SIZE: 45 SQ FT

SIENA

- 8 Person Non-Lounger European Design Spa
- 84" L x 84" W x 36" D
- 45 Therapeutic Stainless Steel Jets (includes 14 Jet Turbo Massage)
- Dual Air Control Offers 5 Levels of Control Per Pump
- (2) 5.2 BHP (3.0 HP Continuous Duty) Pumps
- Maintenance-Free Dura-Frame™ Cabinet in Gray Color
- 5 Inch Cascading Waterfall (Adjustable)
- Tactile Foot Massage Dome
- 240 Volt (50 Amp GFCI Required)
- 4 KW Heater
- Soft Logo Pillows
- 12 Volt Light - 5 Inch
- Balboa TP600 Control



GALLONS: 400
 DRY WEIGHT: 580 LBS
 FILLED WEIGHT: 3916 LBS
 FILTER SIZE: 50 SQ FT

GT327

- 6 Person Lounger Spa with Walk-in Steps
- 82" L x 79" W x 36" D
- 51 Therapeutic Stainless Steel Jets (includes 14 Jet Turbo Massage)
- Dual Air Control Offers 5 Levels of Control Per Pump
- (2) 5.2 BHP (3.0 HP Continuous Duty) Pumps
- Maintenance-Free Dura-Frame™ Cabinet in Gray Color
- 240 Volt (50 Amp GFCI Required)
- Dual Adjustable Collar Jets
- 8 Inch Cascading Waterfall (Adjustable)
- 4 KW Heater
- Soft Logo Pillows
- 12 Volt Light - 5 Inch
- Balboa TP600 Control



Model	MSRP
GT305	\$9,115.00
GT350	\$9,202.00
Siena	\$9,362.00
Marcelle	\$9,362.00
GT289	\$8,884.00
GT327	\$9,136.00

STAINLESS STEEL JETS

Standard on all Peridot, Performance, and Majestic Series Spas



TOPSIDE SOFT TOUCH™ CONTROL



Balboa TP600 Topside Control

PLEASE NOTE: ANY SPA 85" L X 85" W OR ABOVE CANNOT UPGRADE TO MAJESTIC-SKY OR STORM CLOUDS SHELL COLORS.



PERFORMANCE SERIES NOTES: FOR SPAS WITH MULTIPLE PUMPS: PUMP 1 IS 2-SPEED, AND PUMP 2 IS 1-SPEED.



Pulse Massage™ Seat

(Orange Pulse Massage jets circled above)



GEMSTONE PM

- 8 Person Non-Lounger Spa with Pulse Massage™ System
- Pulse Massage™ Captain's Chair
- 84" L x 84" W x 36" D
- 73 Therapeutic Stainless Steel Jets (includes 14 Jet Turbo Massage)
- Dual Air Control Offers 5 Levels of Control Per Pump
- (2) 5.2 BHP (3.0 HP Continuous Duty) Pumps
- (1) 3.5 BHP (2.0 Continuous Duty) Varimax™ Pump
- Maintenance-Free Dura-Frame™ Cabinet in Gray Color
- Tactile Foot Massage Dome
- 240 Volt (50 Amp GFCI Required)
- 4 KW Heater
- Dual Adjustable Collar Jets
- Dual 5 Inch Cascading Waterfalls (Adjustable)
- 12 Volt Light - 5 Inch
- Balboa TP600 Control

GALLONS: 600
DRY WEIGHT: 803 LBS
FILLED WEIGHT: 5807 LBS
FILTER SIZE: 45 SQ FT



GT396

- 8 Person Non-Lounger Spa with Walk-in Steps
- 87" L x 87" W x 40" D
- 57 Therapeutic Stainless Steel Jets (includes 14 Jet Turbo Massage)
- Dual Air Control Offers 5 Levels of Control Per Pump
- (2) 5.2 BHP (3.0 HP Continuous Duty) Pumps
- Maintenance-Free Dura-Frame™ Cabinet in Gray Color
- 240 Volt (50 Amp GFCI Required)
- 8 Inch Cascading Waterfalls (Adjustable)
- Tactile Foot Massage Dome
- 4 KW Heater
- Soft Pillows
- Dual Adjustable Collar Jets
- 12 Volt Light - 5 Inch
- Balboa TP600 Control

GALLONS: 500
DRY WEIGHT: 641 LBS
FILLED WEIGHT: 4811 LBS
FILTER SIZE: 50 SQ FT



GEMSTONE

- 8 Person Non-Lounger Spa
- 84" L x 84" W x 36" D
- 70 Therapeutic Stainless Steel Jets (includes 14 Jet Turbo Massage)
- Dual Air Control Offers 5 Levels of Control Per Pump
- (2) 5.2 BHP (3.0 HP Continuous Duty) Pumps
- Maintenance-Free Dura-Frame™ Cabinet in Gray Color
- Tactile Foot Massage Dome
- 240 Volt (50 Amp GFCI Required)
- 4 KW Heater
- Soft Pillows
- Dual Adjustable Collar Jets
- Dual 5 Inch Cascading Waterfalls (Adjustable)
- 12 Volt Light - 5 Inch
- Balboa TP600 Control

GALLONS: 600
DRY WEIGHT: 803 LBS
FILLED WEIGHT: 5807 LBS
FILTER SIZE: 45 SQ FT



GT454

- 6 Person Lounger Spa with Walk-in Steps
- 87" L x 87" W x 40" D
- 64 Therapeutic Stainless Steel Jets (includes 14 Jet Turbo Massage)
- Dual Air Control Offers 5 Levels of Control Per Pump
- (2) 5.2 BHP (3.0 HP Continuous Duty) Pumps
- Maintenance-Free Dura-Frame™ Cabinet in Gray Color
- 240 Volt (50 Amp GFCI Required)
- 8 Inch Cascading Waterfalls (Adjustable)
- Tactile Foot Massage Dome
- 4 KW Heater
- Soft Pillows
- Dual Adjustable Collar Jets
- 12 Volt Light - 5 Inch
- Balboa TP600 Control

GALLONS: 475
DRY WEIGHT: 624 LBS
FILLED WEIGHT: 4586 LBS
FILTER SIZE: 50 SQ FT



GT500

- 6 Person Lounger Spa with Walk-in Steps
- 87" L x 87" W x 40" D
- 97 Therapeutic Stainless Steel Jets (includes 14 Jet Turbo Massage)
- Dual Air Control Offers 5 Levels of Control Per Pump
- Ultra Wave Lounge™ with 52 Jets, 3 Speeds, and 7 Preset Patterns
- Dual Adjustable Collar Jets
- 8 Inch Cascading Waterfalls (Adjustable)
- Tactile Foot Massage Dome
- (2) 5.2 BHP (3.0 HP Continuous Duty) Pumps
- Maintenance-Free Dura-Frame™ Cabinet in Gray Color
- 240 Volt (50 Amp GFCI Required)
- 4 KW Heater
- Soft Pillows
- 12 Volt Light - 5 Inch
- Balboa TP600 Control

GALLONS: 475
DRY WEIGHT: 680 LBS
FILLED WEIGHT: 4642 LBS
FILTER SIZE: 50 SQ FT

The 52 jets of the Ultra-Wave Lounge™ provide a pulsating wave massage one or two rows at a time from your neck to your toes. Seven function programmable controls provide different massage patterns at three variable speeds over your body.



Model	MSRP
Gemstone	\$9,540.00
GT396	\$9,934.00
GT454	\$10,061.00
Gemstone PM	\$11,498.00
GT500	\$12,364.00



Performance Series spas are available in Silver Marble or Sierra shell color, and come with a Gray color cabinet which may be upgraded for an additional charge.

PLEASE NOTE: ANY SPA 85" L X 85" W OR ABOVE CANNOT UPGRADE TO MAJESTIC SKY OR STORM CLOUDS SHELL COLORS

PERFORMANCE SERIES SHELL AND CABINET COLORS

STANDARD SHELL COLORS



Silver Marble



Sierra

UPGRADE SHELL COLORS



Majestic Sky



Midnight Canyon



Storm Clouds



Tuscan Sun

STANDARD CABINET COLORS



Gray



Mahogany



Chestnut

*UPGRADE COLOR FOR ALL MODELS.



PLEASE NOTE: ANY SPA 85" L X 85" W OR ABOVE CANNOT UPGRADE TO MAJESTIC SKY OR STORM CLOUDS SHELL COLORS.

STAINLESS STEEL
JETS
Standard on all Peridot, Performance, and Majestic Series Spas



ANTIGUA

- 3 Person Rectangular Lounger Spa
- 84" L x 67" W x 36" D
- 39 Therapeutic Stainless Steel Jets (includes 14 Jet Turbo Massage)
- 5 Inch Cascading Waterfall (Adjustable)
- (2) 5.2 BHP (3 HP Continuous Duty) Pump
- Maintenance-Free Dura-Frame™ Cabinet in Gray Color
- 240 Volt (50 Amp GFCI Required)
- 4KW Heater
- Soft Logo Pillows
- 12 Volt Light - 5 Inch
- Balboa TP600 Control

GALLONS: 300
DRY WEIGHT: 450 LBS
FILLED WEIGHT: 2952 LBS
FILTER SIZE: 45 SQ FT



MOONSTONE

- 8 Person Non-Lounger Spa with Walk-in Steps
- 92" L x 92" W x 40" D
- 72 Therapeutic Stainless Steel Jets (includes 14 Jet Turbo Massage)
- 8 Inch Cascading Waterfall (Adjustable)
- Dual Air Control Offers 5 Levels of Control Per Pump
- Dual Adjustable Collar Jets
- (2) 5.2 BHP (3.0 HP Continuous Duty) Pumps
- Maintenance-Free Dura-Frame™ Cabinet in Gray Color
- Jetted Tactile Foot Massage Dome
- 240 Volt (60 Amp GFCI Required)
- 4 KW Heater
- Soft Pillows
- 12 Volt Light - 5 Inch
- Balboa TP600 Control

GALLONS: 630
DRY WEIGHT: 803 LBS
FILLED WEIGHT: 6058 LBS
FILTER SIZE: 100 SQ FT



AQUAMARINE

- 5 Person Lounger Spa
- 72" L x 84" W x 36" D
- 39 Therapeutic Stainless Steel Jets (includes 14 Jet Turbo Massage)
- 5 Inch Cascading Waterfall (Adjustable)
- Dual Air Control Offers 5 Levels of Control Per Pump
- (2) 5.2 BHP (3.0 HP Continuous Duty) Pump
- Maintenance-Free Dura-Frame™ Cabinet in Gray Color
- 240 Volt (50 Amp GFCI Required)
- 4 KW Heater
- Soft Logo Pillows
- 12 Volt Light - 5 Inch
- Balboa TP600 Control

GALLONS: 277
DRY WEIGHT: 750 LBS
FILLED WEIGHT: 3060 LBS
FILTER SIZE: 45 SQ FT



Pulse Massage™ Seat
(Orange Pulse Massage jets circled above)



MOONSTONE PM

- 8 Person Non-Lounger Spa with Pulse Massage™ System
- Pulse Massage™ Captain's Chair
- 92" L x 92" W x 40" D
- 76 Therapeutic Stainless Steel Jets (includes 14 Jet Turbo Massage)
- 8 Inch Cascading Waterfall (Adjustable)
- Dual Air Control Offers 5 Levels of Control Per Pump
- Dual Adjustable Collar Jets
- (2) 5.2 BHP (3.0 HP Continuous Duty) Pumps
- (1) 3.5 BHP (2.0 Continuous Duty) Varimax™ Pump
- Maintenance-Free Dura-Frame™ Cabinet in Gray Color
- Jetted Tactile Foot Massage Dome
- 240 Volt (50 Amp GFCI Required)
- 4 KW Heater
- Soft Pillows
- 12 Volt Light - 5 Inch
- Balboa TP600 Control

GALLONS: 630
DRY WEIGHT: 803 LBS
FILLED WEIGHT: 6058 LBS
FILTER SIZE: 100 SQ FT

Model	MSRP
Antigua	\$8,630.00
Aquamarine	\$8,453.00
Moonstone	\$10,296.00
Moonstone PM	\$12,255.00

TOPSIDE SOFT TOUCH™ CONTROL



Balboa TP600 Topside Control

STAINLESS STEEL
JETS

STANDARD ON ALL PERIDOT, PERFORMANCE, AND MAJESTIC SERIES SPAS



Put the Power of Pulse Massage™ at Your Fingertips!

The Varimax™ Pulse Massage™ System

SOFT TOUCH™ TOPSIDE CONTROL

State-of-the-art digital electronic controls by Balboa with LCD temperature and filtration readouts. Varimax™ Controls with Pulse Massage™. All functions are located **AT YOUR FINGERTIPS!**


The VariMax™ Pulse Massage™ Seat provides a pulsating massage that starts soft and ramps up pressure to a full power body rejuvenation. Then the pressure ramps down to relax tired, aching muscles. You can customize your massage setting from gentle to firm or anything in between.

A water massage experience like no other!

RELAX. INVIGORATE. STIMULATE. REJUVINATE.



3.5 BHP (2 HP Continuous)



Pulse Massage™ Seat



**MAJESTIC SERIES NOTES: ALL SPAS HAVE MULTIPLE PUMPS:
PUMP 1, PUMP 2, AND PUMP 3 ARE ALL 2-SPEED.**



ST. MAARTEN XLP*

- 6 Person Lounger Spa with Walk-in Steps
- 82" L x 79" W x 40" D
- 65 Therapeutic Stainless Steel Jets (includes 14 Jet Turbo Massage)
- (3) 5.2 BHP (3.0 HP Continuous Duty) Pumps
- Patented WaveMax™ Seat
- HydroMax™ Seat
- 3 Air Controls Offer 5 Levels of Control Per Pump
- Dual Adjustable Collar Jets
- 8 Inch Cascading Waterfalls (Adjustable)
- 240 Volt (60 Amp GFCI Required)
- 4 KW Heater
- Soft Pillows
- Maintenance-Free Dura-Frame™ Cabinet in Gray Color
- 12 Volt Light - 5 Inch
- Balboa TP800 Control



GALLONS: 425
DRY WEIGHT: 598 LBS
FILLED WEIGHT: 4143 LBS
FILTER SIZE: 100 SQ FT



COZUMEL ULTRA

- 5 Person Lounger Spa with Walk-in Steps
- 80" L x 74" W x 30" D
- 97 Therapeutic Stainless Steel Jets (includes 14 Jet Turbo Massage)
- (2) 5.2 BHP (3.0 HP Continuous Duty) Pumps
- Ultra Wave Lounge™ with 52 Jets, 3 Speeds, and 7 Preset Patterns
- HydroMax™ Seat
- Dual Air Control Offers 5 Levels of Control Per Pump
- Dual Adjustable Collar Jets
- 8 Inch Cascading Waterfalls (Adjustable)
- 240 Volt (50 Amp GFCI Required)
- 4 KW Heater
- Soft Pillows
- Weather Guard™ Maintenance-Free Cabinet in Gray Color
- 12 Volt Light - 5 Inch
- Balboa TP800 Control

GALLONS: 300
DRY WEIGHT: 532 LBS
FILLED WEIGHT: 3034 LBS
FILTER SIZE: 45 SQ FT



GRAND CAYMAN XLP*

- 8 Person Non-Lounger Spa with Walk-in Steps
- 82" L x 79" W x 40" D
- 79 Therapeutic Stainless Steel Jets (includes 14 Jet Turbo Massage)
- (3) 5.2 BHP (3.0 HP Continuous Duty) Pumps
- Patented WaveMax™ Seat
- HydroMax™ Seat
- 3 Air Controls Offer 5 Levels of Control Per Pump
- Dual Adjustable Collar Jets
- 8 Inch Cascading Waterfalls (Adjustable)
- 240 Volt (60 Amp GFCI Required)
- 4 KW Heater
- Soft Pillows
- Maintenance-Free Dura-Frame™ Cabinet in Gray Color
- 12 Volt Light - 5 Inch
- Balboa TP800 Control



GALLONS: 475
DRY WEIGHT: 720 LBS
FILLED WEIGHT: 4682 LBS
FILTER SIZE: 100 SQ FT



GRAND BAHAMA XLP*

- 8 Person Non-Lounger Spa with Walk-in Steps
- 87" L x 87" W x 40" D
- 73 Therapeutic Stainless Steel Jets (includes 14 Jet Turbo Massage)
- (3) 5.2 BHP (3.0 HP Continuous Duty) Pumps
- Patented WaveMax™ Seat
- HydroMax™ Seat
- 3 Air Controls Offer 5 Levels of Control Per Pump
- Tactile Multi-Jet Foot Massage Dome
- Dual Adjustable Collar Jets
- 8 Inch Cascading Waterfall (Adjustable)
- 240 Volt (60 Amp GFCI Required)
- 4 KW Heater
- Soft Pillows
- Maintenance-Free Dura-Frame™ Cabinet in Gray Color
- 12 Volt Light - 5 Inch
- Balboa TP800 Control



GALLONS: 550
DRY WEIGHT: 840 LBS
FILLED WEIGHT: 5427 LBS
FILTER SIZE: 100 SQ FT

Model	MSRP with Wave	MSRP without Wave*
St. Maarten XLP	\$13,524.00	\$12,298.00
Grand Cayman XLP	\$13,554.00	\$12,354.00
Cozumel Ultra	\$10,734.00	N/A
Grand Bahama XLP	\$14,250.00	\$11,842.00

** All models with options for price without Wave come with 11 less jets than the XLP model as there is no Wavemax seat and will only have 9 jets instead of 20 that the Wavemax seat uses.*

STAINLESS STEEL JETS

STANDARD ON ALL PERIDOT, PERFORMANCE,
AND MAJESTIC SERIES SPAS



Majestic Series spas are available in Silver Marble or Sierra color shell, and come with a Gray color cabinet which may be upgraded for an additional charge.

PLEASE NOTE: ANY SPA 85" L X 85" W OR ABOVE CANNOT UPGRADE TO MAJESTIC SKY OR STORM CLOUDS SHELL COLORS

MAJESTIC SERIES SHELL AND CABINET COLORS

STANDARD SHELL COLORS



Silver Marble



Sierra



Majestic Sky



Midnight Canyon



Storm Clouds



Tuscan Sun

UPGRADE SHELL COLORS

STANDARD CABINET COLORS



Gray



UPGRADE COLOR*

Mahogany



UPGRADE COLOR*

Chestnut

**UPGRADE COLOR FOR ALL MODELS.

PLEASE NOTE: ANY SPA 85" L X 85" W OR ABOVE CANNOT UPGRADE TO MAJESTIC SKY OR STORM CLOUDS SHELL COLORS.



PARADISE XLP*

- 6 Person Lounger Spa with Walk-in Steps
- 87" L x 87" W x 40" D
- 83 Therapeutic Stainless Steel Jets (includes 14 Jet Turbo Massage)
- (3) 5.2 BHP (3.0 HP Continuous Duty) Pumps
- Patented WaveMax™ Seat
- HydroMax™ Seat
- 3 Air Controls Offer 5 Levels of Control Per Pump
- Dual Adjustable Collar Jets
- 5 Inch Cascading Waterfall (Adjustable)
- Tactile Single-Jet Foot Massage Dome
- 240 Volt (60 Amp GFCI Required)
- 4 KW Heater
- Soft Pillows
- Maintenance-Free Dura-Frame™ Cabinet in Gray Color
- 12 Volt Light - 5 Inch
- Balboa TP800 Control



Gallons: 510
Dry Weight: 740 lbs
Filled Weight: 4994 lbs



PARADISE ULTRA XLP

- 6 Person Lounger Spa with Walk-in Steps
- 87" L x 87" W x 40" D
- 119 Therapeutic Stainless Steel Jets (includes 14 Jet Turbo Massage)
- (3) 5.2 BHP (3.0 HP Continuous Duty) Pumps
- Ultra Wave Lounge™ with 52 Jets, 3 Speeds, and 7 Preset Patterns
- Patented WaveMax™ Seat
- HydroMax™ Seat
- 3 Air Controls Offer 5 Levels of Control Per Pump
- Dual Adjustable Collar Jets
- 5 Inch Cascading Waterfall (Adjustable)
- Tactile Volcano-Jet Foot Massage Dome
- 240 Volt (60 Amp GFCI required)
- 4 KW Heater
- Soft Pillows
- Maintenance-Free Dura-Frame™ Cabinet in Gray Color
- 12 Volt Light - 5 Inch
- Balboa TP800 Control



Gallons: 510
Dry Weight: 875 lbs
Filled Weight: 5129 lbs



PARADISE SUPREME XLP*

- 8 Person Non-Lounger Spa with Walk-in Steps
- 92" L x 92" W x 40" D
- 112 Therapeutic Stainless Steel Jets (includes 14 Jet Turbo Massage)
- (3) 5.2 BHP (3.0 HP Continuous Duty) Pumps
- Patented WaveMax™ Seat
- HydroMax™ Seat
- 3 Air Controls Offer 5 Levels of Control Per Pump
- Tactile Multi-Jet Foot Massage Dome
- Dual Adjustable Collar Jets
- 5 Inch Cascading Waterfall (Adjustable) and 2 Fountains
- 240 Volt (60 Amp GFCI Required)
- 4 KW Heater
- Soft Pillows
- Maintenance-Free Dura-Frame™ Cabinet in Gray Color
- 12 Volt Light - 5 Inch
- Balboa TP800 Control



Gallons: 630
Dry Weight: 765 lbs
Filled Weight: 6020 lbs



GEMSTONE XLP*

- 8 Person Non-Lounger Spa
- 84" L x 84" W x 40" D
- 82 Therapeutic Stainless Steel Jets (includes 14 Jet Turbo Massage)
- (3) 5.2 BHP (3.0 HP Continuous Duty) Pumps
- 3 Air Controls Offer 5 Levels of Control Per Pump
- Dual 5 Inch Cascading Waterfalls (Adjustable)
- Tactile Volcano-Jet Foot Massage Dome
- 240 Volt (60 Amp GFCI Required)
- 4 KW Heater
- Soft Pillows
- Maintenance-Free Dura-Frame™ Cabinet in Gray Color
- 12 Volt Light - 5 Inch
- Balboa TP800 Control



Gallons: 600
Dry Weight: 803 lbs
Filled Weight: 5807 lbs

SOFT TOUCH™ TOPSIDE CONTROL



Balboa TP800 Topside Control
Compatible with the WI-FI Module
(SOLD SEPARATELY)

Model	MSRP with Wave	MSRP without Wave*
Paradise XLP	\$14,168.00	\$11,632.00
Paradise Supreme XLP	\$16,362.00	\$13,927.00
Paradise Ultra XLP	\$16,131.00	N/A
Gemstone XLP	\$13,886.00	\$11,498.00

* All models with options for price without Wave come with 11 less jets than the XLP model as there is no Wavemax seat and will only have 9 jets instead of 20 that the Wavemax seat uses.

ULTRA-WAVE LOUNGE™



The 52 jets of the Ultra-Wave Lounge™ provide a pulsating wave massage one or two rows at a time from your neck to your toes. Seven function programmable controls provide different massage patterns at three variable speeds over your body.

WAVEMAX™ SEAT



The patented WaveMax™ seat includes 20 jets for a revitalizing hydrotherapy massage, with seven jet patterns at three different speeds.

MINIMALIST MODERN CABINET DESIGN

A Stylish Cabinet with a Minimalist Modern Design with Easy-to-Access Single Front Panel for Equipment Maintenance.

ONLY AVAILABLE ON MAJESTIC SERIES SPAS!

(This model shown with optional sound system.)



QCA SPAS SHELL AND CABINET COLORS

STANDARD SPA SHELL COLORS



Silver Marble



Sierra

CABINET COLORS



STANDARD COLOR
(ON SOME MODELS)

Gray



UPGRADE COLOR*
(ON SOME MODELS)

Mahogany



UPGRADE COLOR**

Chestnut

*UPGRADE TO MAHOGANY COLOR FOR ALL MODELS EXCEPT DREAM STAR, ORION, MYSTIC, CYGNUS, STAR GAZER, RIVIERA, GL2P, GL3 & GL4.
**UPGRADE COLOR FOR ALL MODELS.

NOT AVAILABLE ON ALL MODELS, SEE DEALER FOR UPGRADE PRICING


UPGRADE SPA SHELL COLORS



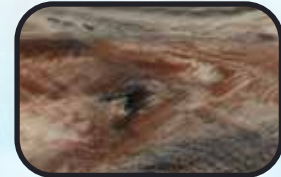
Majestic Sky



Midnight Canyon



Storm Clouds



Tuscan Sun

NOT AVAILABLE ON ALL MODELS, SEE DEALER FOR UPGRADE PRICING

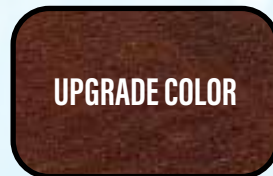
PLEASE NOTE: ANY SPA 85" L X 85" W OR ABOVE CANNOT UPGRADE TO MAJESTIC SKY OR STORM CLOUDS SHELL COLORS.

UPGRADE SPA COVER COLORS



STANDARD COLOR

Charcoal



UPGRADE COLOR

Teak

NOT AVAILABLE ON ALL MODELS, SEE DEALER FOR UPGRADE PRICING

PLEASE NOTE: Shell color may vary from colors shown. We reserve the right to make changes to the jets, color, and specifications of the spas without notice.

QCA SPAS IMPORTANT NOTES:

- STANDARD SHELL COLORS: Silver Marble or Sierra, not available on all models.
- UPGRADE SHELL/CABINET COLORS: Majestic Sky, Midnight Canyon, Storm Clouds, and Tuscan Sun have an upgrade charge and are not available on all models. Cabinet colors may be upgraded for a charge and are not available on all models.
PLEASE NOTE: ANY SPA 85" L X 85" W OR LARGER CANNOT UPGRADE TO MAJESTIC SKY OR STORM CLOUDS SHELL COLORS.
- All hard covers are 4" x 2" for all spa series and are available in Charcoal but may be upgraded to Teak for a charge and are not available on all models.
- Many Star, Peridot, Performance, and Majestic Series Spas total jet count include 14 Jet Turbo Massage.
- All BHP Ratings are at Maximum Brake Torque Horse Power.

QCA Spas Electronic Topside SoftTouch™ Controls with Balboa Control Pack

These sleek panels have LCD graphical displays with function indicator icons, maintenance reminders and service alerts on the easy-to-read screen. It contains a heat and humidity resistant microprocessor and requires no programming. It can also be WI-FI enabled with a WI-FI Module and controlled from your phone with a software application. Overheat fault detection for runaway pumps, stuck relays and new software with color graphics.



Gecko IN.YJ Topside



Balboa 260 Topside



Balboa TP600 Topside*



Balboa TP800 Topside*

*TP600 AND TP800 ARE COMPATIBLE WITH THE WI-FI MODULE (SOLD SEPARATELY)



QCA SPAS COMPARISON CHART

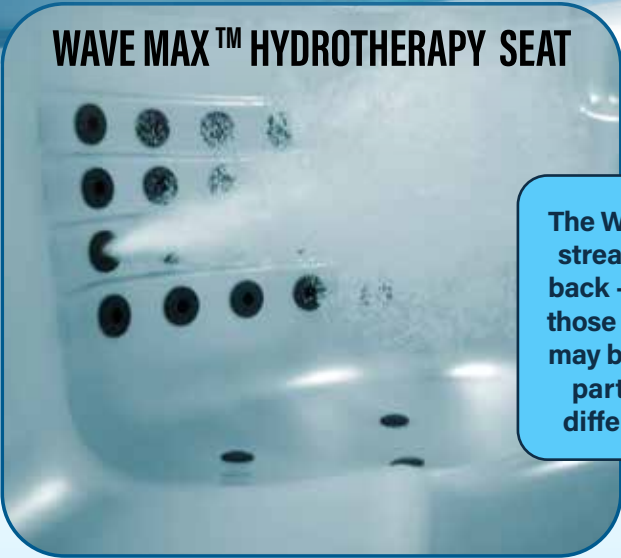


QCA Spa Features	Star Series	Peridot Series	Performance Series	Majestic Series
240 VOLT SYSTEM	X	X	X	X
120 VOLT PLUG & PLAY	X			
INTEGRATED HEADREST	X			
SOFT PILLOWS			X	X
GRAPHITE GRAY JETS	X			
STAINLESS STEEL JETS		X	X	X
WOOD FRAME (WEATHER GUARD™)	X	X		
GALVANIZED STEEL FRAME: DURA-FRAME™ (Select Models)			X	X
BALL VALVES		X	X	X
SHELL FOAM		X	X	X
REFLECTIVE THERMO WRAP	X	X	X	X
GECKO PACK	X			
BALBOA PACK	X	X	X	X
CASCADING WATERFALL		X	X	X
COLLAR JETS		X	X	X
6 JET DUAL FOOT MASSAGE		X		
TACTILE FOOT MASSAGE DOME			X	X
1 - 2 SPEED PUMP	X			
2 - 5.2 HP 2 SPEED PUMPS		X	X	
3 - 5.2 HP 2 SPEED PUMPS				X
OZONE READY (Balboa Pack Only)	X	X	X	X
WAVE MAX™ SEAT				X
ULTRA WAVE™ LOUNGE				X
WOW SOUND™ (Select Models)	X	X	X	X
VIBRA SOUND™		X	X	X
VERTICAL STYLE CABINET	X	X	X	
MINIMALIST MODERN CABINET				X



Ride the Wave of Relaxation!

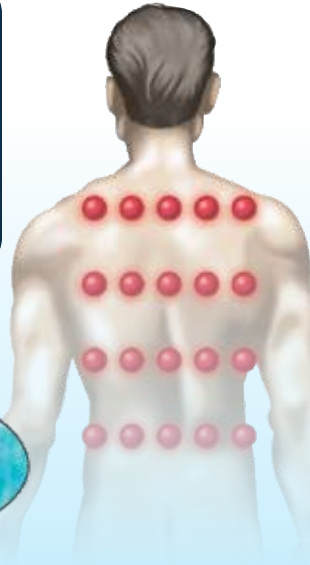
WAVE MAX™ HYDROTHERAPY SEAT



PATENTED



The Wave Max™ seat has 20 jets that stair-step five gentle streams of water, one row at a time, up and down your back – giving the sensation of gentle fingers massaging those aching, tired muscles. These invigorating streams may be paused at any level to continuously massage one part of your back or programmed to perform seven different massage patterns at three variable speeds.



Our electronic control pad allows you to customize your Wave Max™ massage at the touch of a button. Choose from seven jet patterns at three different speeds even pause in the middle of a cycle to concentrate the jets in areas of your back which may need extra-special attention!



YOUR TOTAL BODY HYDROTHERAPY SYSTEM!

PATENTED

ULTRA WAVE LOUNGE™

The 52 jets of the Ultra-Wave Lounge™ provide a pulsating wave massage one or two rows at a time from your neck to your toes. Seven function programmable controls with pause feature provides different massage patterns at three variable speeds over your body.

*CUSTOM MASSAGE
AT THE TOUCH
OF A BUTTON!*



QCA SPAS FEATURES & OPTIONAL ADD-ONS

LED LIGHTING SYSTEM

At the touch of a button, you can make your water dance with intense magenta, orange, green, blue, and violet - or just allow the system to gradually move from one beautiful color to another. Transform the mood as you enjoy dramatic dances of changing colors - a spectacular light show whether in or out of the water!

PACKAGE D: RAINBOW LED LIGHT

MSRP: \$110.00

PACKAGE M: TOP PERIMETER LED + MAIN LIGHT LED

MSRP: \$590.00

Package A: Top Perimeter LED + Underwater LED + Main Light LED

MSRP: \$790.00



VARIABLE LED COLORS CHANGE AT TWO SECOND INTERVALS OR STOP ON A SINGLE COLOR!

OTHER SPA ACCESSORIES

ALL PRICES MSRP

Ozonator (Installed).....	\$249.00
Spa-Vac (NPOP12).....	\$52.95
Cover Butler (CBS).....	\$210.00
Large Wraparound Pillow (25708-304-000)	\$66.95
Medium Wraparound Pillow (25708-204-000)	\$42.95
Small Headrest Pillow (25708-104-000)	\$25.95
Soft-Top Flexible Foam Covers	
Rolls 82" x 150" (XJW200X82)	\$964.85
<i>Individually Bagged</i>	
72" x 82" (XJW7282)	\$67.38
88" x 82" (XJW8288).....	\$79.61
Liquid Aromatherapy System (23045-007) (Installed).....	\$139.95
GFCI (GFCI60AMKIT)	\$190.00
Gecko Bromine Salt Generator Only (0605-5) (Installed)...	\$776.95
US Sodium Bromine 3.5# (0699-300005)	\$69.95
Balboa WI-FI Module (50350-06).....	\$250.00

QCA SPAS HI-EFFICIENCY SUPER FLOW PUMP

Most hot tubs have a "circ" or circulation pump running 24 hours a day 7 days a week to make sure your water is filtered continuously. But the cost of running it that often is neither cost-saving nor energy efficient. With QCA Spas Hi-Efficiency SUPER Flow Pump, you can run your QCA Spa for as little as 4 hours a day and receive the same effectiveness as a traditional circ pump with our low power draw, 230 Volt, 1 Amp 5.2 BHP Hi-Efficiency SUPER Flow Pump.

It pushes the maximum pressure through our Spectrum Halo Jets to give you the most relaxing experience in your spa. This method is the most effective for filtering your spa water and minimizing your energy consumption that not only saves you money but helps save the environment.

24 HOUR CIRCULATION PUMPS RUN AT 3 AMPS (\$16.20/MO.) 24/7 BURNING A LOT OF ELECTRICITY. YOUR SPA ONLY NEEDS 4-8 HOURS OF CIRCULATION, YOU CAN RUN YOUR QCA SPAS HI-EFFICIENCY SUPER FLOW PUMP FOR A FULL 8 HOURS ON LOW SPEED AT 1 AMP PER DAY AND PAY ONLY...

18 CENTS/ 8 HR. DAY OR \$5.40/MONTH*



**2-SPEED
230 VOLT
5.2 BHP**



PUMP STYLE	COST PER MONTH (RUNNING 4 HRS./DAY)	COST PER MONTH (RUNNING 6 HRS./DAY)	COST PER MONTH (RUNNING 8 HRS./DAY)
5.2 HP SPA PUMP	\$12.00	\$18.00	\$24.28*
QCA SPAS HI-EFFICIENCY SUPER FLOW 5.2 HP PUMP	\$2.70	\$4.05	\$5.40*

*Based on \$0.10 per Kilowatt hour. Circulation/filtration pump only.
Based on local power cost. Price will vary.

WITH A SHORTER RUNTIME, QCA SPAS HI-EFFICIENCY SUPER FLOW PUMPS WILL PROVIDE MANY YEARS OF TROUBLE FREE SERVICE!

QCA SPAS FEATURES & OPTIONAL ADD-ONS



- Bluetooth™, FM Stereo, plays music wirelessly via a Bluetooth™ enabled device.
- Marine grade, for use in damp environment.
- Built-in 288W amplifier.
- Waterproof wireless remote control with 40ft range and 2-Way RF (Radio Frequency).
- 4 VibraSound™ speakers, 2 Infinity patio speakers, a transformer and 1 sub-woofer.

MSRP: \$1,590.00



WOW SOUND stereo system

- Bluetooth™, FM Stereo, plays music wirelessly via a Bluetooth™ enabled device.
- Marine grade, for use in damp environment.
- Built-in 288W amplifier.
- Waterproof wireless remote control with 40ft range and 2-Way RF (Radio Frequency).
- 2 waterproof Infinity speakers.

MSRP: \$938.00

JET STYLES

Upgrade to Spectrum Stainless Steel Jets (for Star Series only) for \$6 per jet.



POLAR CABINET INSULATION™

All QCA Spas come with our double layer Polar Insulation System. A thick layer of polystyrene foam and a heat reflective thermal-blanket on the wall and floor retain heat within the cabinet. (Recommended for outside air temperatures below +10° F.)



MAINTENANCE-FREE WEATHER GUARD™ CABINET

Our synthetic cabinets with reversible panels are known for their rich, beautiful appearance and long lasting durability. Fully removable access panels make service a breeze.

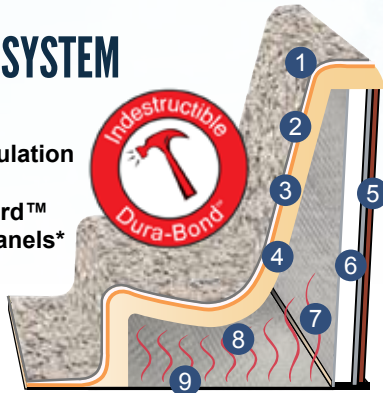


DURA-BOND™

This four layer, patented strengthening process combines the beauty of Lucite Plus Acrylic™ with a layer of ABS for shell strength and integrity. Then a double strengthening material is applied. This high density material has all the strengthening properties of fiberglass without the environmental concerns.

SHELL STRENGTHENING SYSTEM

1. Acrylic Plus™
2. ABS
3. Dura-Bond™ with Foam Insulation
4. Polyethylene Foam
5. Dura-Frame™ / Weather Guard™ with Synthetic Reversible Panels*
6. Polystyrene Insulation
7. Radiant Foil Insulation
8. Thermal Air Barrier
9. Moisture-Resistant Polyethylene Flooring



MAINTENANCE-FREE CABINET WITH REVERSIBLE PANELS

All QCA Spas feature our patented, maintenance-free cabinets. Select models feature a powder coated, galvanized steel frame. The cabinets with reversible panels are known for their rich, beautiful appearance and long-lasting durability. Access panels make servicing easy!



*Your spa model may have either a Dura-Frame™ or Weather Guard™ Maintenance-Free Cabinet.

ENERGY SAVER SYSTEM™

Heat is generated by the spa's power equipment inside the cabinet. This heated air is captured and returned to the spas water. This continually helps maintain the water temperature without running the heater as often. This heat recovery system saves you money in electrical cost and helps save our planet.



113 Washington Street | Foxboro, MA 02035 | PH: 508.543.7112

info@seasonalspecialtystores.com

www.seasonalspecialtystores.com



2020 QCA SPAS COMPLETE SPA SERIES CATALOG FOR SEASONAL 3.16.20

DISCLAIMER: QCA SPAS RESERVES THE RIGHT TO MAKE CHANGES OF THE SPAS AT ANY TIME WITHOUT NOTICE. THIS INCLUDES CHANGES IN JET CONFIGURATIONS, JET STYLE, SHELL COLOR, DESIGN, SPECIFICATIONS, CABINETRY AND EQUIPMENT. DUE TO SUBTLE VARIATIONS IN THE ACRYLIC SHELL AND THE NATURE OF CONSTRUCTION, COLOR, ETC. MAY DEVIATE SLIGHTLY FROM THE LISTED SPECIFICATIONS. PRICE AND AVAILABILITY SUBJECT TO CHANGE AT ANY TIME WITHOUT NOTICE.

